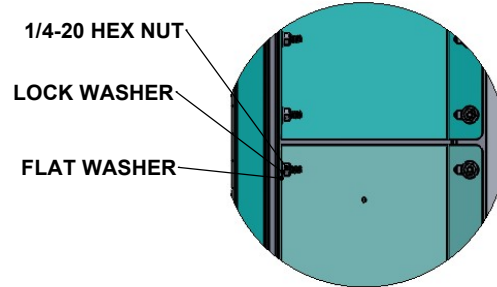


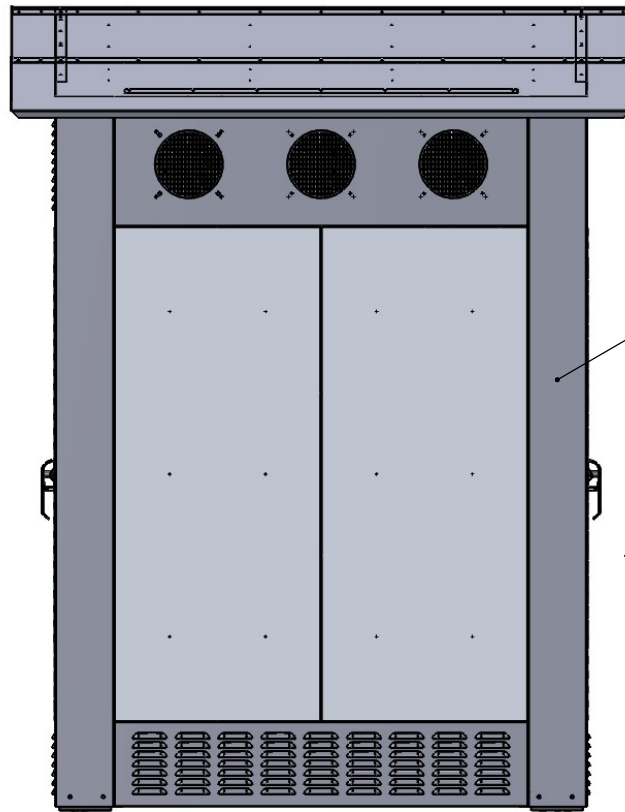
THERMOSTAT MOUNTING & COLUMN BRACE DETAILS

*ALL HARDWARE IS FASTENED FROM INSIDE OF BUILDING.
 *SPECIFICATIONS VARY PER BUILD.

- 1 THERMOSTAT IS SHIPPED LOOSE.
- 2 INTERNAL COLUMN BRACE UPPER & LOWER THERMO WITH ELECTRICAL & THERMOSTAT MOUNTS
- 3 INTERNAL COLUMN BRACE UPPER & LOWER



COLUMN HARDWARE DETAIL

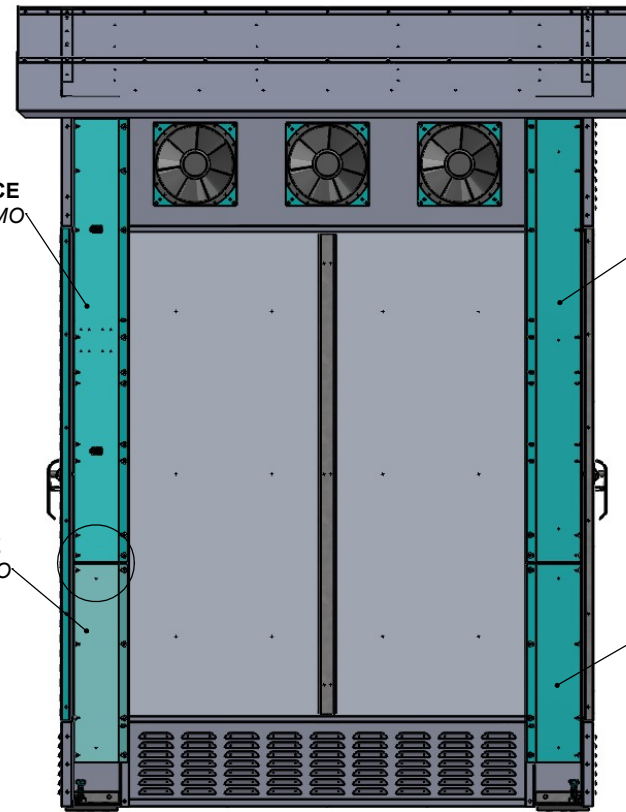


2 COLUMN BRACE UPPER / THERMO

2 COLUMN BRACE LOWER / THERMO

COLUMN

EXTERNAL VIEW



3 COLUMN BRACE UPPER

3 COLUMN BRACE LOWER

INTERNAL VIEW

COLUMN BRACE & THERMO



SCAN WITH YOUR DEVICE

2 RPS QR CODES

* LOOK FOR STICKERS LOCATED ON YOUR UNIT.
 * SCAN CODE WITH YOUR PHONE OR DEVICE.

GENERAL NOTES:

1. THIS DOCUMENT IS FOR INSTALLATION & MAINTENANCE REFERENCE ONLY
2. ENCLOSURE SHALL BE INSTALLED BY CONTRACTOR.
3. THE ENCLOSURE SHALL BE INSTALLED WITH A BOOM TRUCK OR EQUIVALENT.
4. THE CONTRACTOR SHALL NOT DISASSEMBLE PUMP ENCLOSURE FOR OR DURING INSTALLATION.
5. CONCRETE SLAB, ELECTRICAL CONNECTIONS AND ANCHOR BOLTS NOT PROVIDED BY RPS INDUSTRIES.
6. SPECIFICATIONS DIFFER PER BUILD

INTERNAL COLUMN BRACE

PROPRIETARY NOTICE
 THE INFORMATION CONTAINED IN THIS DRAWING IS THE SOLE PROPERTY OF RPS INDUSTRIES. ANY REPRODUCTION IN PART OR AS A WHOLE WITHOUT THE WRITTEN PERMISSION OF RPS INDUSTRIES IS PROHIBITED.

CUSTOMER:

TITLE: COLUMN BRACE INSTALLATION

RPS INDUSTRIES
 PRECISION SHEET METAL
 11105 SW INDUSTRIAL WAY, BLDG 6, BAY 1
 TUALATIN, OREGON 97062
 PH. 503-691-5872
 WWW.RPSUSA.COM

DO NOT SCALE DRAWINGS FROM THIS SHEET

DRAWING NO.

DATE: 5/19/2022

DRAWN: AJ

REV:

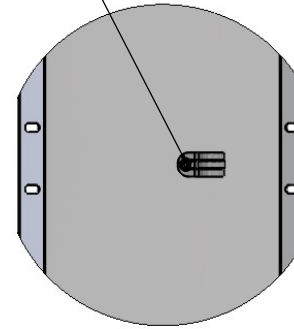
SHEET 1 OF 2

THERMOSTAT MOUNT & COLUMN BRACE DETAILS

*ALL HARDWARE IS FASTENED FROM INSIDE OF BUILDING.
 *SPECIFICATIONS VARY PER BUILD.

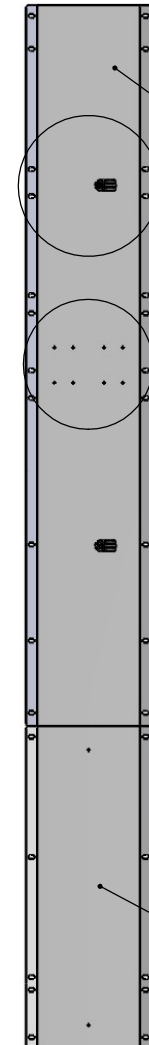
- 1 THERMOSTAT IS SHIPPED LOOSE.
- 2 INTERNAL COLUMN BRACE UPPER & LOWER THERMO WITH ELECTRICAL & THERMOSTAT MOUNTS
- 3 INTERNAL COLUMN BRACE UPPER & LOWER

10-32 HEX LOCKNUT



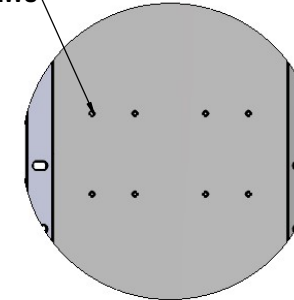
JIFFY CLIPS
(X2)

* FOR MOUNTING THERMOSTAT & ELECTRICAL COMPONENTS.



2 COLUMN BRACE
UPPER / THERMO

6-32x 1/2 CAP SCREWS



THERMOSTAT MOUNT
(X2)

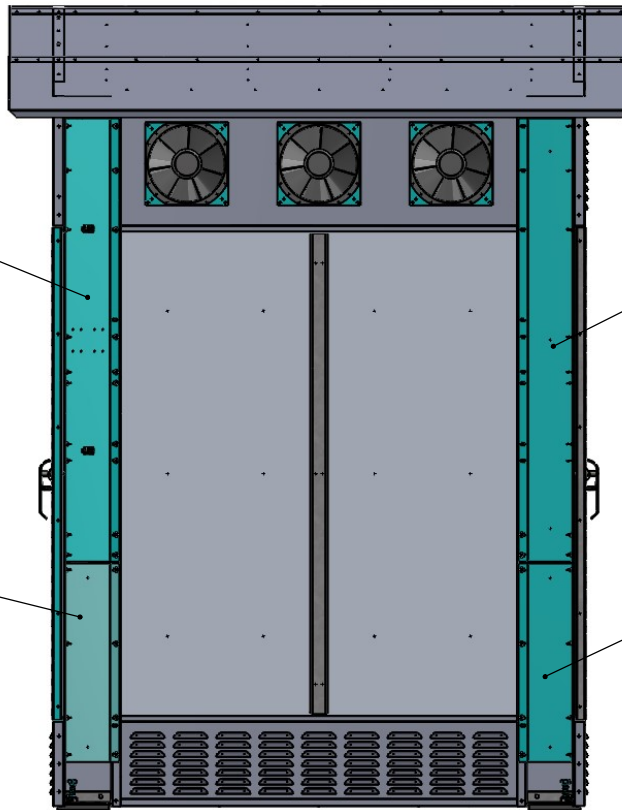
2 COLUMN BRACE
LOWER / THERMO

2 COLUMN BRACE
UPPER / THERMO

3 COLUMN BRACE
UPPER

2 COLUMN BRACE
LOWER / THERMO

3 COLUMN BRACE
LOWER



INTERNAL COLUMN VIEW

GENERAL NOTES:

1. THIS DOCUMENT IS FOR INSTALLATION & MAINTENANCE REFERENCE ONLY
2. ENCLOSURE SHALL BE INSTALLED BY CONTRACTOR.
3. THE ENCLOSURE SHALL BE INSTALLED WITH A BOOM TRUCK OR EQUIVALENT.
4. THE CONTRACTOR SHALL NOT DISASSEMBLE PUMP ENCLOSURE FOR OR DURING INSTALLATION.
5. CONCRETE SLAB, ELECTRICAL CONNECTIONS AND ANCHOR BOLTS NOT PROVIDED BY RPS INDUSTRIES.
6. SPECIFICATIONS VARY PER BUILD

INTERNAL COLUMN BRACE			
<p>PROPRIETARY NOTICE THE INFORMATION CONTAINED IN THIS DRAWING IS THE SOLE PROPERTY OF RPS INDUSTRIES. ANY REPRODUCTION IN PART OR AS A WHOLE WITHOUT THE WRITTEN PERMISSION OF RPS INDUSTRIES IS PROHIBITED.</p>		CUSTOMER:	
		TITLE: COLUMN BRACE INSTALLATION	
<p>RPS INDUSTRIES PRECISION SHEET METAL 11105 SW INDUSTRIAL WAY, BLDG 6, BAY 1 TUALATIN, OREGON 97062 PH. 503-691-5872 WWW.RPSUSA.COM</p>			
DO NOT SCALE DRAWINGS FROM THIS SHEET		DRAWING NO.	DATE: 5/19/2022
		DRAWN: AJ	REV:
		SHEET 2 OF 2	